









## Pin & Sleeve Distribution Systems

	<b>Model No:</b>	<b>EV1200-4X125</b>
	Description	Camlock to 125a Pin & Sleeve Distribution Ctr. (NEMA 3R)
	Phase & Amperage (line/total)	3-phase 400a / 1200a
	Input Type - Flow Thru	3-phase 400a 208Y-/120v 5wire Camlock Type
	Output Type	4 - 125a 5pole IEC Pin & Sleeve (400v or 240v) 4 - 20amp Courtesy Outlets - GFCI Protected
	Circuit Protection	4 - 125a 3pole Circuit Breakers (10K AIC) 2 - 20amp 120v Circuit Breakers (10K AIC) w/ GFCI
	Dims & Weight (Std. Frame)	22"L x 14"W x 29"H - 89lbs.
	w/ Rolling Truck Pack Frame	22.5"L x 18"W x 32"H - 109lbs.
Options	w/ 100a 120/208v N. American Pin & Sleeve ( <b>EV1200-4X100</b> )	
	<b>Model No:</b>	<b>EVPS125-L2130</b>
	Description	125a 5pole Pin & Sleeve to L2130 Twistlock Distro (NEMA 3R)
	Phase & Amperage (line/total)	3-phase 125a / 375a
	Input Type	125a 5pole IEC Pin & Sleeve (400v or 240v)
	Output Type	6 - 30a 120/208v (L2130) Twistlock Receptacles 4 - 20amp Courtesy Outlets - GFCI Protected
	Circuit Protection	6 - 30a 3pole Circuit Breakers (10K AIC) 2 - 20amp 120v Circuit Breakers (10K AIC) w/ GFCI
	Dims & Weight (Std. Frame)	22"L x 14"W x 29"H - 50lbs.
	w/ Rolling Truck Pack Frame	22.5"L x 18"W x 32"H - 70lbs.
Options	w/ 100a 120/208v N. American Pin & Sleeve ( <b>EVPS100-L2130</b> )	
	<b>Model No:</b>	<b>EVPS125-L2120</b>
	Description	125a 5pole Pin & Sleeve to L2120 Twistlock Distro (NEMA 3R)
	Phase & Amperage (line/total)	3-phase 120a / 360a
	Input Type	125a 5pole IEC Pin & Sleeve (400v or 240v)
	Output Type	6 - 20a 120/208v (L2120) Twistlock Receptacles 4 - 20amp Courtesy Outlets - GFCI Protected
	Circuit Protection	6 - 20a 3pole Circuit Breakers (10K AIC) 2 - 20amp 120v Circuit Breakers (10K AIC) w/ GFCI
	Dims & Weight (Std. Frame)	22"L x 14"W x 29"H - 49lbs.
	w/ Rolling Truck Pack Frame	22.5"L x 18"W x 32"H - 69lbs.
Options	w/ 100a 120/208v N. American Pin & Sleeve ( <b>EVPS100-L2120</b> )	
	<b>Model No:</b>	<b>EVPS125-E</b>
	Description	125a 5pole Pin & Sleeve to Edison (GFCI) Distro (NEMA 3R)
	Phase & Amperage (line/total)	3-phase 120a / 360a
	Input Type	125a 5pole IEC Pin & Sleeve (400v or 240v)
	Output Type	18 - 20a 120v Edison Receptacles GFCI Protected
	Circuit Protection	18 - 20a 120v Circuit Breakers (10K AIC) w/ GFCI
	Dims & Weight (Std. Frame)	22"L x 14"W x 29"H - 52lbs.
	w/ Rolling Truck Pack Frame	22.5"L x 18"W x 32"H - 72lbs.
Options	w/ 100a 120/208v N. American Pin & Sleeve ( <b>EVPS100-E</b> )	

## Pin & Sleeve Distribution Systems - Pg. 2

	<b>Model No:</b>	<b>EV1200-6X63</b>
	Description	Camlock to 63a Pin & Sleeve Distribution Ctr. (NEMA 3R)
	Phase & Amperage (line/total)	3-phase 380a / 1140a
	Input Type - Flow Thru	3-phase 400a 208Y-/120v 5wire Camlock Type
	Output Type	6 - 63a 5pole IEC Pin & Sleeve (400v or 240v) 4 - 20amp Courtesy Outlets - GFCI Protected
	Circuit Protection	6 - 63a 3pole Circuit Breakers (10K AIC) 2 - 20amp 120v Circuit Breakers (10K AIC) w/ GFCI
	Dims & Weight (Std. Frame)	22"L x 14"W x 29"H - 75lbs.
	w/ Rolling Truck Pack Frame	22.5"L x 18"W x 32"H - 95lbs.
Options	w/ 60a 120/208v N. American Pin & Sleeve ( <b>EV1200-6X60</b> )	
	<b>Model No:</b>	<b>EVPS63-L2130</b>
	Description	63a 5pole Pin & Sleeve to L2130 Twistlock Distro (NEMA 3R)
	Phase & Amperage (line/total)	3-phase 63a / 189a
	Input Type	63a 5pole IEC Pin & Sleeve (400v or 240v)
	Output Type	4 - 30a 120/208v (L2130) Twistlock Receptacles 2 - 20amp Courtesy Outlets - GFCI Protected
	Circuit Protection	4 - 30a 3pole Circuit Breakers (10K AIC) 1 - 20amp 120v Circuit Breaker (10K AIC) w/ GFCI
	Dims & Weight (Std. Frame)	17"L x 12"W x 20"H - 29lbs.
	Options	w/ 60a 120/208v N. American Pin & Sleeve ( <b>EVPS60-L2130</b> )
	<b>Model No:</b>	<b>EVPS63-L2120</b>
	Description	63a 5pole Pin & Sleeve to L2120 Twistlock Distro (NEMA 3R)
	Phase & Amperage (line/total)	3-phase 63a / 189a
	Input Type	63a 5pole IEC Pin & Sleeve (400v or 240v)
	Output Type	4 - 20a 120/208v (L2120) Twistlock Receptacles 2 - 20amp Courtesy Outlets - GFCI Protected
	Circuit Protection	4 - 20a 3pole Circuit Breakers (10K AIC) 1 - 20amp 120v Circuit Breaker (10K AIC) w/ GFCI
	Dims & Weight (Std. Frame)	17"L x 12"W x 20"H - 28lbs.
	Options	w/ 60a 120/208v N. American Pin & Sleeve ( <b>EVPS60-L2120</b> )
	<b>Model No:</b>	<b>EVPS63-E</b>
	Description	63a 5pole Pin & Sleeve to Edison (GFCI) Distro (NEMA 3R)
	Phase & Amperage (line/total)	3-phase 63a / 189a
	Input Type	63a 5pole IEC Pin & Sleeve (400v or 240v)
	Output Type	12 - 20a 120v Edison Receptacles GFCI Protected
	Circuit Protection	12 - 20a 120v Circuit Breakers (10K AIC) w/ GFCI
	Dims & Weight (Std. Frame)	17"L x 12"W x 20"H - 31lbs.
	Options	w/ 60a 120/208v N. American Pin & Sleeve ( <b>EVPS60-E</b> )

Specifications subject to change.

LIT-EV-PS-090104 © AC Power Distribution, Inc.



**AC Power Distribution, Inc.....The Entertainment Industry's Power Solution!**



3060 N. California St. - Burbank, CA 91504  
Tel: 818-848-4004 Fax: 818-848-4441 Toll Free: 877-55-ACPWR  
[www.acpowerdistribution.com](http://www.acpowerdistribution.com)