















## Stage Pin Distribution

	<table border="1"> <thead> <tr> <th><b>Model No:</b></th> <th><b>LB60-20SP</b></th> </tr> </thead> <tbody> <tr> <td>Description</td> <td>60 Amp Stage Pin Flow-Thru to 20amp Stage Pin Lunchbox</td> </tr> <tr> <td>Phase &amp; Amperage</td> <td>1-phase 60 Amp Max.</td> </tr> <tr> <td>Input Type - Flow Thru</td> <td>60a 125v Stage Pin</td> </tr> <tr> <td>Output Type</td> <td>3 - 20a Stage Pin Recept.</td> </tr> <tr> <td>Circuit Protection</td> <td>3 - 20a 120v Circuit Breakers (10k AIC)</td> </tr> <tr> <td>Dimensions &amp; Weight</td> <td>6"L x 8"W x 8.5"H - 7lbs</td> </tr> <tr> <td><b>Options</b></td> <td>Feeder Tail in lieu of male inlet (<b>LB60-20SP-G</b>) Camlock Feeder Tail / No Flow-Thru (<b>LB60-20SP-GC</b>)</td> </tr> </tbody> </table>	<b>Model No:</b>	<b>LB60-20SP</b>	Description	60 Amp Stage Pin Flow-Thru to 20amp Stage Pin Lunchbox	Phase & Amperage	1-phase 60 Amp Max.	Input Type - Flow Thru	60a 125v Stage Pin	Output Type	3 - 20a Stage Pin Recept.	Circuit Protection	3 - 20a 120v Circuit Breakers (10k AIC)	Dimensions & Weight	6"L x 8"W x 8.5"H - 7lbs	<b>Options</b>	Feeder Tail in lieu of male inlet ( <b>LB60-20SP-G</b> ) Camlock Feeder Tail / No Flow-Thru ( <b>LB60-20SP-GC</b> )
<b>Model No:</b>	<b>LB60-20SP</b>																
Description	60 Amp Stage Pin Flow-Thru to 20amp Stage Pin Lunchbox																
Phase & Amperage	1-phase 60 Amp Max.																
Input Type - Flow Thru	60a 125v Stage Pin																
Output Type	3 - 20a Stage Pin Recept.																
Circuit Protection	3 - 20a 120v Circuit Breakers (10k AIC)																
Dimensions & Weight	6"L x 8"W x 8.5"H - 7lbs																
<b>Options</b>	Feeder Tail in lieu of male inlet ( <b>LB60-20SP-G</b> ) Camlock Feeder Tail / No Flow-Thru ( <b>LB60-20SP-GC</b> )																
	<table border="1"> <thead> <tr> <th><b>Model No:</b></th> <th><b>LB100-20SP</b></th> </tr> </thead> <tbody> <tr> <td>Description</td> <td>100 Amp Stage Pin Flow-Thru to 20amp Stage Pin Lunchbox</td> </tr> <tr> <td>Phase &amp; Amperage</td> <td>1-phase 100 Amp Max.</td> </tr> <tr> <td>Input Type - Flow Thru</td> <td>100a 125v Stage Pin</td> </tr> <tr> <td>Output Type</td> <td>5 - 20a Stage Pin Recept.</td> </tr> <tr> <td>Circuit Protection</td> <td>5 - 20a 120v Circuit Breakers (10k AIC)</td> </tr> <tr> <td>Dimensions &amp; Weight</td> <td>9.5"L x 8"W x 8.5"H - 9lbs</td> </tr> <tr> <td><b>Options</b></td> <td>Feeder Tail in lieu of male inlet (<b>LB100-20SP-G</b>) Camlock Feeder Tail / No Flow-Thru (<b>LB100-20SP-GC</b>)</td> </tr> </tbody> </table>	<b>Model No:</b>	<b>LB100-20SP</b>	Description	100 Amp Stage Pin Flow-Thru to 20amp Stage Pin Lunchbox	Phase & Amperage	1-phase 100 Amp Max.	Input Type - Flow Thru	100a 125v Stage Pin	Output Type	5 - 20a Stage Pin Recept.	Circuit Protection	5 - 20a 120v Circuit Breakers (10k AIC)	Dimensions & Weight	9.5"L x 8"W x 8.5"H - 9lbs	<b>Options</b>	Feeder Tail in lieu of male inlet ( <b>LB100-20SP-G</b> ) Camlock Feeder Tail / No Flow-Thru ( <b>LB100-20SP-GC</b> )
<b>Model No:</b>	<b>LB100-20SP</b>																
Description	100 Amp Stage Pin Flow-Thru to 20amp Stage Pin Lunchbox																
Phase & Amperage	1-phase 100 Amp Max.																
Input Type - Flow Thru	100a 125v Stage Pin																
Output Type	5 - 20a Stage Pin Recept.																
Circuit Protection	5 - 20a 120v Circuit Breakers (10k AIC)																
Dimensions & Weight	9.5"L x 8"W x 8.5"H - 9lbs																
<b>Options</b>	Feeder Tail in lieu of male inlet ( <b>LB100-20SP-G</b> ) Camlock Feeder Tail / No Flow-Thru ( <b>LB100-20SP-GC</b> )																
	<table border="1"> <thead> <tr> <th><b>Model No:</b></th> <th><b>CF300</b></th> </tr> </thead> <tbody> <tr> <td>Description</td> <td>300 Amp Camlock to 100amp Stage Pin Distro</td> </tr> <tr> <td>Phase &amp; Amperage (line/total)</td> <td>3-phase 100a / 300a</td> </tr> <tr> <td>Input Type</td> <td>3-phase 400a 208Y-/120v Camlock Type</td> </tr> <tr> <td>Output Type</td> <td>3-100a 125v Stage Pin, 3-20a Courtesy, &amp; Voltage Test Jacks</td> </tr> <tr> <td>Circuit Protection</td> <td>3-100a 120v &amp; 3-20a 120v Circuit Breakers (10k AIC)</td> </tr> <tr> <td>Dimensions &amp; Weight</td> <td>14.5"L x 10.5"W x 10"H - 22lbs.</td> </tr> <tr> <td><b>Options</b></td> <td>Available with Locking Pin Type Input (<b>ML300</b>)</td> </tr> </tbody> </table>	<b>Model No:</b>	<b>CF300</b>	Description	300 Amp Camlock to 100amp Stage Pin Distro	Phase & Amperage (line/total)	3-phase 100a / 300a	Input Type	3-phase 400a 208Y-/120v Camlock Type	Output Type	3-100a 125v Stage Pin, 3-20a Courtesy, & Voltage Test Jacks	Circuit Protection	3-100a 120v & 3-20a 120v Circuit Breakers (10k AIC)	Dimensions & Weight	14.5"L x 10.5"W x 10"H - 22lbs.	<b>Options</b>	Available with Locking Pin Type Input ( <b>ML300</b> )
<b>Model No:</b>	<b>CF300</b>																
Description	300 Amp Camlock to 100amp Stage Pin Distro																
Phase & Amperage (line/total)	3-phase 100a / 300a																
Input Type	3-phase 400a 208Y-/120v Camlock Type																
Output Type	3-100a 125v Stage Pin, 3-20a Courtesy, & Voltage Test Jacks																
Circuit Protection	3-100a 120v & 3-20a 120v Circuit Breakers (10k AIC)																
Dimensions & Weight	14.5"L x 10.5"W x 10"H - 22lbs.																
<b>Options</b>	Available with Locking Pin Type Input ( <b>ML300</b> )																
	<table border="1"> <thead> <tr> <th><b>Model No:</b></th> <th><b>CF400</b></th> </tr> </thead> <tbody> <tr> <td>Description</td> <td>400 Amp Camlock Flow-Thru to 100amp Stage Pin Distro</td> </tr> <tr> <td>Phase &amp; Amperage (line/total)</td> <td>1-phase 200a / 400a</td> </tr> <tr> <td>Input Type - Flow Thru</td> <td>1-phase 400a 120v/240v Camlock Type</td> </tr> <tr> <td>Output Type</td> <td>4-100a 125v Stage Pin, 2-20a Courtesy, &amp; Voltage Test Jacks</td> </tr> <tr> <td>Circuit Protection</td> <td>4-100a 120v &amp; 2-20a 120v Circuit Breakers (10k AIC)</td> </tr> <tr> <td>Dimensions &amp; Weight</td> <td>16"L x 12.5"W x 11.5"H - 32lbs.</td> </tr> <tr> <td><b>Options</b></td> <td>Available with Locking Pin Type Input/Flow-Thru (<b>ML400</b>)</td> </tr> </tbody> </table>	<b>Model No:</b>	<b>CF400</b>	Description	400 Amp Camlock Flow-Thru to 100amp Stage Pin Distro	Phase & Amperage (line/total)	1-phase 200a / 400a	Input Type - Flow Thru	1-phase 400a 120v/240v Camlock Type	Output Type	4-100a 125v Stage Pin, 2-20a Courtesy, & Voltage Test Jacks	Circuit Protection	4-100a 120v & 2-20a 120v Circuit Breakers (10k AIC)	Dimensions & Weight	16"L x 12.5"W x 11.5"H - 32lbs.	<b>Options</b>	Available with Locking Pin Type Input/Flow-Thru ( <b>ML400</b> )
<b>Model No:</b>	<b>CF400</b>																
Description	400 Amp Camlock Flow-Thru to 100amp Stage Pin Distro																
Phase & Amperage (line/total)	1-phase 200a / 400a																
Input Type - Flow Thru	1-phase 400a 120v/240v Camlock Type																
Output Type	4-100a 125v Stage Pin, 2-20a Courtesy, & Voltage Test Jacks																
Circuit Protection	4-100a 120v & 2-20a 120v Circuit Breakers (10k AIC)																
Dimensions & Weight	16"L x 12.5"W x 11.5"H - 32lbs.																
<b>Options</b>	Available with Locking Pin Type Input/Flow-Thru ( <b>ML400</b> )																
	<table border="1"> <thead> <tr> <th><b>Model No:</b></th> <th><b>CF480-20SP</b></th> </tr> </thead> <tbody> <tr> <td>Description</td> <td>480 Amp Camlock Flow-Thru to 20amp Stage Pin Distro</td> </tr> <tr> <td>Phase &amp; Amperage (line/total)</td> <td>3-phase 160a / 480a</td> </tr> <tr> <td>Input Type - Flow Thru</td> <td>3-phase 400a 208Y-/120v Camlock Type</td> </tr> <tr> <td>Output Type</td> <td>24-20a 125v Stage Pin, 1-20a Courtesy, &amp; Voltage Test Jacks</td> </tr> <tr> <td>Circuit Protection</td> <td>25-20a 120v Circuit Breakers (10k AIC)</td> </tr> <tr> <td>Dimensions &amp; Weight</td> <td>24"L x 12.5"W x 11.5"H - 42lbs.</td> </tr> <tr> <td><b>Options</b></td> <td>Available with Locking Pin Type Input/Flow-Thru (<b>ML480-20SP</b>)</td> </tr> </tbody> </table>	<b>Model No:</b>	<b>CF480-20SP</b>	Description	480 Amp Camlock Flow-Thru to 20amp Stage Pin Distro	Phase & Amperage (line/total)	3-phase 160a / 480a	Input Type - Flow Thru	3-phase 400a 208Y-/120v Camlock Type	Output Type	24-20a 125v Stage Pin, 1-20a Courtesy, & Voltage Test Jacks	Circuit Protection	25-20a 120v Circuit Breakers (10k AIC)	Dimensions & Weight	24"L x 12.5"W x 11.5"H - 42lbs.	<b>Options</b>	Available with Locking Pin Type Input/Flow-Thru ( <b>ML480-20SP</b> )
<b>Model No:</b>	<b>CF480-20SP</b>																
Description	480 Amp Camlock Flow-Thru to 20amp Stage Pin Distro																
Phase & Amperage (line/total)	3-phase 160a / 480a																
Input Type - Flow Thru	3-phase 400a 208Y-/120v Camlock Type																
Output Type	24-20a 125v Stage Pin, 1-20a Courtesy, & Voltage Test Jacks																
Circuit Protection	25-20a 120v Circuit Breakers (10k AIC)																
Dimensions & Weight	24"L x 12.5"W x 11.5"H - 42lbs.																
<b>Options</b>	Available with Locking Pin Type Input/Flow-Thru ( <b>ML480-20SP</b> )																
	<table border="1"> <thead> <tr> <th><b>Model No:</b></th> <th><b>CF480-26</b></th> </tr> </thead> <tbody> <tr> <td>Description</td> <td>480 Amp Camlock Flow-Thru to 60amp &amp; 20amp Stage Pin Distro</td> </tr> <tr> <td>Phase &amp; Amperage (line/total)</td> <td>3-phase 160a / 480a</td> </tr> <tr> <td>Input Type - Flow Thru</td> <td>3-phase 400a 208Y-/120v Camlock Type</td> </tr> <tr> <td>Output Type</td> <td>6-60a &amp; 6-20a 125v Stage Pin, 1-20a Courtesy, &amp; Voltage Test Jacks</td> </tr> <tr> <td>Circuit Protection</td> <td>6-60a 120v &amp; 7-20a 120v Circuit Breakers (10k AIC)</td> </tr> <tr> <td>Dimensions &amp; Weight</td> <td>19.5"L x 12.5"W x 11.5"H - 39lbs.</td> </tr> <tr> <td><b>Options</b></td> <td>Available with Locking Pin Type Input/Flow-Thru (<b>ML480-26</b>)</td> </tr> </tbody> </table>	<b>Model No:</b>	<b>CF480-26</b>	Description	480 Amp Camlock Flow-Thru to 60amp & 20amp Stage Pin Distro	Phase & Amperage (line/total)	3-phase 160a / 480a	Input Type - Flow Thru	3-phase 400a 208Y-/120v Camlock Type	Output Type	6-60a & 6-20a 125v Stage Pin, 1-20a Courtesy, & Voltage Test Jacks	Circuit Protection	6-60a 120v & 7-20a 120v Circuit Breakers (10k AIC)	Dimensions & Weight	19.5"L x 12.5"W x 11.5"H - 39lbs.	<b>Options</b>	Available with Locking Pin Type Input/Flow-Thru ( <b>ML480-26</b> )
<b>Model No:</b>	<b>CF480-26</b>																
Description	480 Amp Camlock Flow-Thru to 60amp & 20amp Stage Pin Distro																
Phase & Amperage (line/total)	3-phase 160a / 480a																
Input Type - Flow Thru	3-phase 400a 208Y-/120v Camlock Type																
Output Type	6-60a & 6-20a 125v Stage Pin, 1-20a Courtesy, & Voltage Test Jacks																
Circuit Protection	6-60a 120v & 7-20a 120v Circuit Breakers (10k AIC)																
Dimensions & Weight	19.5"L x 12.5"W x 11.5"H - 39lbs.																
<b>Options</b>	Available with Locking Pin Type Input/Flow-Thru ( <b>ML480-26</b> )																
	<table border="1"> <thead> <tr> <th><b>Model No:</b></th> <th><b>CF600</b></th> </tr> </thead> <tbody> <tr> <td>Description</td> <td>600 Amp Camlock Flow-Thru to 100amp Stage Pin Distro</td> </tr> <tr> <td>Phase &amp; Amperage (line/total)</td> <td>3-phase 200a / 600a</td> </tr> <tr> <td>Input Type - Flow Thru</td> <td>3-phase 400a 208Y-/120v Camlock Type</td> </tr> <tr> <td>Output Type</td> <td>6-100a 125v Stage Pin, 2-20a Courtesy, &amp; Voltage Test Jacks</td> </tr> <tr> <td>Circuit Protection</td> <td>6-100a 120v &amp; 2-20a 120v Circuit Breakers (10k AIC)</td> </tr> <tr> <td>Dimensions &amp; Weight</td> <td>19.5"L x 12.5"W x 11.5"H - 38lbs.</td> </tr> <tr> <td><b>Options</b></td> <td>Available with Locking Pin Type Input/Flow-Thru (<b>ML600</b>)</td> </tr> </tbody> </table>	<b>Model No:</b>	<b>CF600</b>	Description	600 Amp Camlock Flow-Thru to 100amp Stage Pin Distro	Phase & Amperage (line/total)	3-phase 200a / 600a	Input Type - Flow Thru	3-phase 400a 208Y-/120v Camlock Type	Output Type	6-100a 125v Stage Pin, 2-20a Courtesy, & Voltage Test Jacks	Circuit Protection	6-100a 120v & 2-20a 120v Circuit Breakers (10k AIC)	Dimensions & Weight	19.5"L x 12.5"W x 11.5"H - 38lbs.	<b>Options</b>	Available with Locking Pin Type Input/Flow-Thru ( <b>ML600</b> )
<b>Model No:</b>	<b>CF600</b>																
Description	600 Amp Camlock Flow-Thru to 100amp Stage Pin Distro																
Phase & Amperage (line/total)	3-phase 200a / 600a																
Input Type - Flow Thru	3-phase 400a 208Y-/120v Camlock Type																
Output Type	6-100a 125v Stage Pin, 2-20a Courtesy, & Voltage Test Jacks																
Circuit Protection	6-100a 120v & 2-20a 120v Circuit Breakers (10k AIC)																
Dimensions & Weight	19.5"L x 12.5"W x 11.5"H - 38lbs.																
<b>Options</b>	Available with Locking Pin Type Input/Flow-Thru ( <b>ML600</b> )																

	<b>Model No:</b>	<b>CF600CB</b>
	Description	600 Amp Camlock Flow-Thru to 100a 120v & 240v Stage Pin Distro
	Phase & Amperage (line/total)	1-phase 300a / 600a
	Input Type - Flow Thru	1-phase 400a 120v/240v Camlock Type
	Output Type	2-100a 125v & 2-100a 240v Stage Pin, 2-20a Courtesy, & Test Jacks
	Circuit Protection	2-100a 120v, 2-100a 240v, & 2-20a 120v Circuit Breakers (10k AIC)
	Dimensions & Weight	16"L x 12.5"W x 11.5"H - 34lbs.
	<b>Model No:</b>	<b>CF600-261</b>
	Description	600 Amp Camlock Flow-Thru to 100, 60, & 20amp Stage Pin Distro
	Phase & Amperage (line/total)	3-phase 200a / 600a
	Input Type - Flow Thru	3-phase 400a 208Y-/120v Camlock Type
	Output Type	3-100a, 3-60a, & 6-20a 125v Stage Pin, 1-20a Courtesy, & Test Jacks
	Circuit Protection	3-100a, 3-60a, & 7-20a 120v Circuit Breakers (10k AIC)
	Dimensions & Weight	19.5"L x 12.5"W x 11.5"H - 39lbs.
<b>Options</b>		Available with Locking Pin Type Input/Flow-Thru (ML600-261)
	<b>Model No:</b>	<b>CF600-240</b>
	Description	600 Amp Camlock to 100amp 240v Stage Pin Distro
	Phase & Amperage (line/total)	3-phase 200a / 600a
	Input Type	3-phase 400a 208Y-/120v Camlock Type
	Output Type	3-100a 240v Stage Pin, 3-20a Courtesy, & Voltage Test Jacks
	Circuit Protection	3-100a 240v & 3-20a 120v Circuit Breakers (10k AIC)
	Dimensions & Weight	14.5"L x 10.5"W x 10"H - 25lbs.
<b>Options</b>		Available with Locking Pin Type Input (ML600-240)
	<b>Model No:</b>	<b>CF900</b>
	Description	900 Amp Camlock Flow-Thru to 100amp 120v & 240v Stage Pin Distro
	Phase & Amperage (line/total)	3-phase 300a / 900a
	Input Type - Flow Thru	3-phase 400a 208Y-/120v Camlock Type
	Output Type	3-100a 125v & 3-100a 240v Stage Pin, 2-20a Courtesy, & Test Jacks
	Circuit Protection	3-100a 120v, 3-100a 240v, & 2-20a 120v Circuit Breakers (10k AIC)
	Dimensions & Weight	19.5"L x 12.5"W x 11.5"H - 44lbs.
	<b>Model No:</b>	<b>CF1200</b>
	Description	1200 Amp Camlock Flow-Thru to 100amp 120v & 240v Stage Pin Distro
	Phase & Amperage (line/total)	3-phase 400a / 1200a
	Input Type - Flow Thru	3-phase 400a 208Y-/120v Camlock Type
	Output Type	6-100a 125v & 3-100a 240v Stage Pin, 2-20a Courtesy, & Test Jacks
	Circuit Protection	6-100a 120v, 3-100a 240v, & 2-20a 120v Circuit Breakers (10k AIC)
	Dimensions & Weight	24"L x 12.5"W x 11.5"H - 51lbs.
	<b>Model No:</b>	<b>CF1200-120</b>
	Description	1200 Amp Camlock Flow-Thru to 100amp 120v Stage Pin Distro
	Phase & Amperage (line/total)	3-phase 400a / 1200a
	Input Type - Flow Thru	3-phase 400a 208Y-/120v Camlock Type
	Output Type	12-100a 125v Stage Pin, 1-20a Courtesy, & Voltage Test Jacks
	Circuit Protection	12-100a 120v & 1-20a 120v Circuit Breakers (10k AIC)
	Dimensions & Weight	24"L x 12.5"W x 11.5"H - 54lbs.
	<b>Model No:</b>	<b>CF1200-240</b>
	Description	1200 Amp Camlock Flow-Thru to 100amp 240v Stage Pin Distro
	Phase & Amperage (line/total)	3-phase 400a / 1200a
	Input Type - Flow Thru	3-phase 400a 208Y-/120v Camlock Type
	Output Type	6-100a 240v Stage Pin, 2-20a Courtesy, & Voltage Test Jacks
	Circuit Protection	6-100a 240v & 2-20a 120v Circuit Breakers (10k AIC)
	Dimensions & Weight	24"L x 12.5"W x 11.5"H - 48lbs.

Specifications subject to change.

LIT-SST-SP-090104 © AC Power Distribution, Inc.



**AC Power Distribution, Inc. .... The Entertainment Industry's Power Solution!**



3060 N. California St. - Burbank, CA 91504  
 Tel: 818-848-4004 Fax: 818-848-4441 Toll Free: 877-55-ACPWR  
[www.acpowerdistribution.com](http://www.acpowerdistribution.com)